

No. C11018/2/2024-C-1 (E-10300)  
**STAFF SELECTION COMMISSION**  
\*\*\*\*\*

**Subject: Uploading of Tentative Answer Keys along with Candidates' Response Sheet(s) of Combined Graduate Level Examination (Tier-I), 2024 – reg.**

Tier-I of Combined Graduate Level Examination 2024 was conducted by the Commission from 09.09.2024 to 26.09.2024 at different centres all over the country.

2. The candidate's Response Sheets along with the tentative Answer Keys are now available and the same can be accessed through the website of the Commission (i.e. <https://ssc.gov.in/>). The candidates may log in using their Registration Number and Password during the period specified. **Details of instructions to access response Sheet/Answer Key Challenge are annexed.**

3. Representations in respect of the tentative Answer Keys, if any, may be submitted online from **03.10.2024 (6.00 PM) to 06.10.2024 (6.00 PM)** on payment of Rs.100/-per question/answer challenged. Representations received after **6.00 PM on 06.10.2024** will not be entertained under any circumstances.

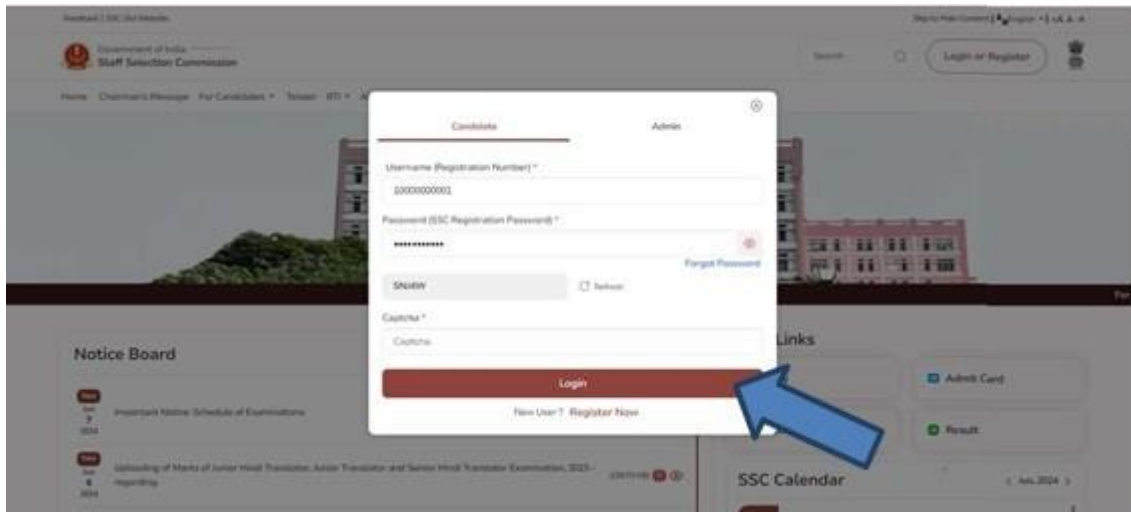
4. Candidates may take a print out of their respective Response Sheets, as the same will not be available after the above specified time limit.

Under Secretary (C-1)  
Dated: 03.10.2024

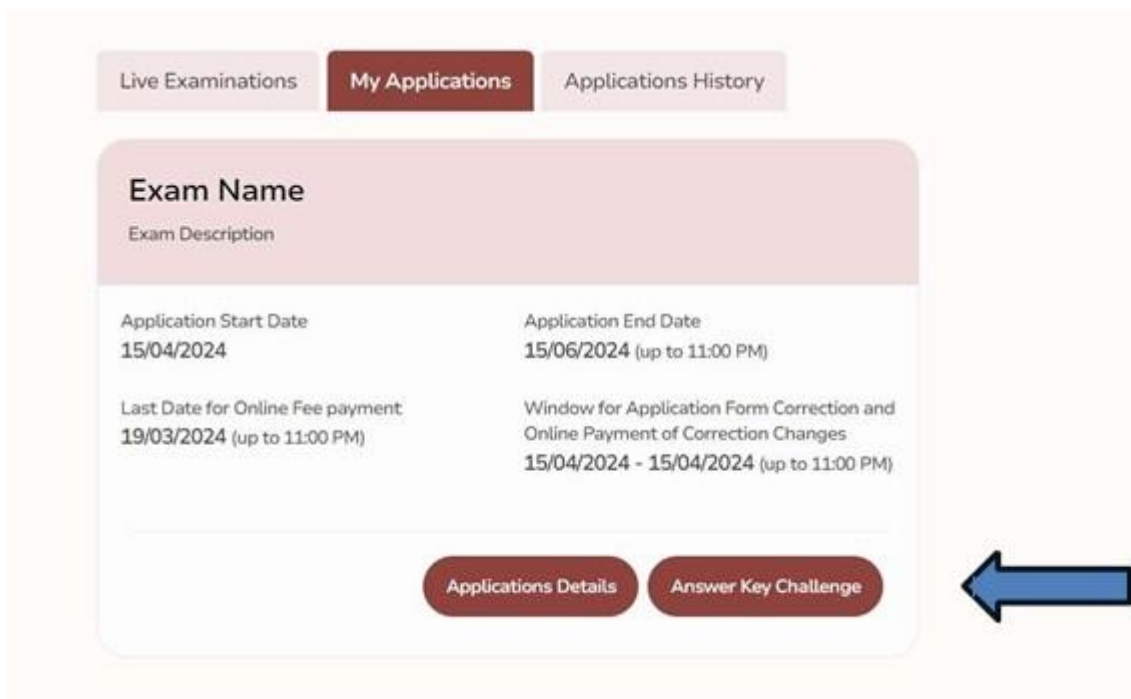
## ANNEXURE

How to log in to access Response Sheet(s) along with Tentative Answer Keys and to challenge Tentative Answer Keys, if any.

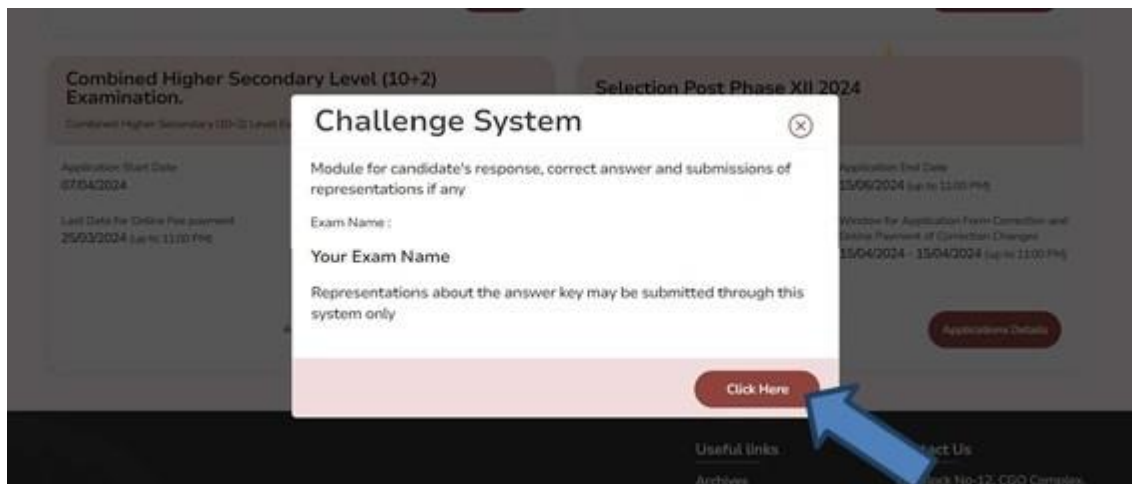
### 1. Click on 'Login'



### 2. Click on 'Answer Key Challenge' as given below



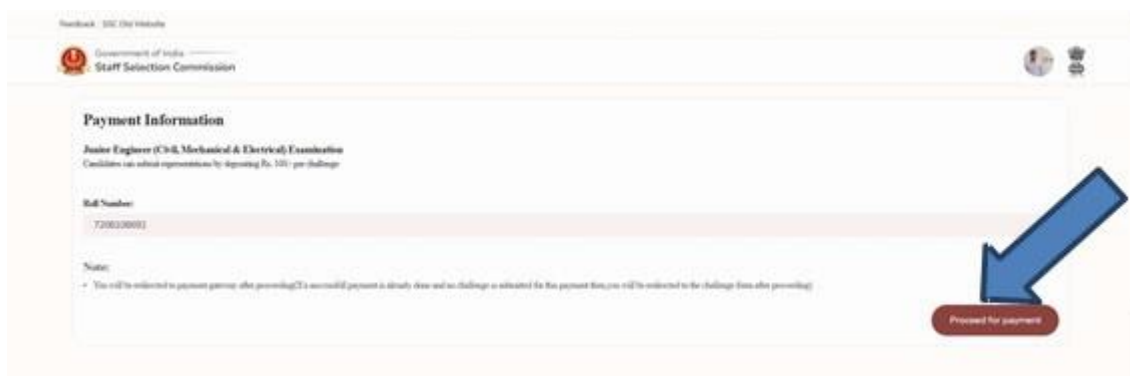
### 3. Click on 'Click Here'



### 4. Click on 'Login'



### 5. Click on Proceed for payment



## 6. Click on 'Pay'

The screenshot shows a 'Make a payment' modal window overlaid on a page titled 'Payment Information'. The modal contains the following fields:

- Fee Payment Mode:
- Amount:

At the bottom of the modal, there is a red 'Pay' button, which is highlighted by a blue arrow. To the right of the modal, there is a 'Proceed to payment' button.

The background page shows 'Payment Information' for 'Junior Engineer (Civil, Mechanical & Electrical) Examination'. Below the modal, there is a section titled 'Challenges Submitted by you' with a table header:

Roll No.	Exam Name	Exam Date and Shift	Question Id	Nature of Objection	Submit Time
----------	-----------	---------------------	-------------	---------------------	-------------

## 7. Click on 'Submit'

The screenshot shows a form for submitting a challenge. The form includes the following fields:

- Roll Number:
- Exam Date & Shift:
- Question ID:
- Nature of Objection:
- Reason (Optional):

At the bottom right of the form, there is a red 'Submit' button, which is highlighted by a blue arrow. Below the form, there is a 'Cancel' button.

The screenshot shows a confirmation page with a green checkmark icon and the text: 'Your Challenge has been submitted successfully'. Below this, there is a link: 'Click here'. At the bottom, there is a section titled 'Challenges Submitted by you' with a 'Print' button.

Roll No.	Exam Name	Exam Date and Shift	Question Id	Nature of Objection	Submit Time
720030902	Junior Engineer (Civil, Mechanical & Electrical) Examination	05/02/24/PM1, 09th June 2024, 09:00 AM	83009040598	Multiple Correct Answers	2024-06-12T11:09:36.002Z
720030902	Junior Engineer (Civil, Mechanical & Electrical) Examination	05/02/24/PM1, 09th June 2024, 09:00 AM	830080376977	Incorrect Answer Key	2024-06-12T10:44:28.641Z
720030902	Junior Engineer (Civil, Mechanical & Electrical) Examination	07/02/24/PM2, 07th June 2024, 02:00 PM	830080278811	Incorrect Answer Key	2024-06-12T10:52:41.426Z